



# 6100 VEHICULAR SWING GATE OPERATOR




Shown on Pad Mount

## Aesthetically pleasing original quiet design

- Electronic magnetic limits eliminate old style mechanical switches that can wear out, break or fail
- Automatic self-setting Limits mean no limit switch adjustments - ever
- Safety - built-in mechanical and electronic reverse system
- Advanced microprocessor control board features programming switches to set the mode of operation required and has ports for DKS plug-in loop detectors to simplify wiring
- 5-Year limited warranty

RESIDENTIAL • COMMERCIAL



**Entrapment Prevention**  
system reverses gate on contact



**Smooth Operation**  
no slamming when gate closes



**Gate Tracker™**  
record users access

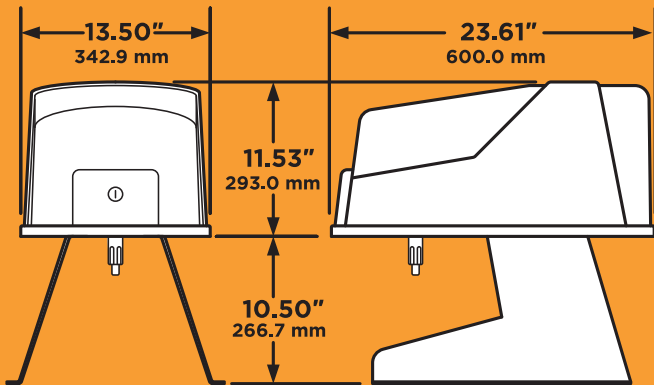
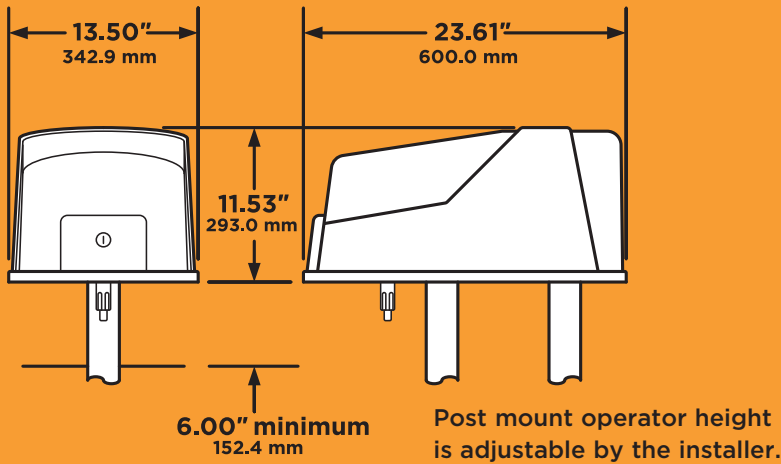


**Unique Design**  
simplifies installation and provides easy access to all internal parts

ACCESS CONTROL SOLUTIONS



# 6100 VEHICULAR SWING GATE OPERATOR



Pad mount adds 10.5" (267mm) to height dimension.

## 6100

CLASS OF OPERATION	I, II, III, IV
MAX GATE LENGTH*	14 ft (4.3 m)
MAX GATE WEIGHT*	500 lb (227 kg)
MOTOR	1/2 HP Continuous Duty AC Motor
INPUT	115 VAC, 60 Hz, 5.4A
OPTIONS	Post or Pad Mount Heater Kit Uphill Arm Pivot Kit

\* Assumes gate to be in good condition and swinging in a level plane.

## TECHNICAL FEATURES

### MECHANICAL

Primary reduction is provided by a pulley / belt driving a worm gear reduction system

The 6100 rotates the gate 90° in approximately 12 seconds

G90 galvanized steel frame to prevent rusting

Two-piece articulating arm mechanical slow-start / slow-stop function

Operator is pad or post mounted – specify which

Keyed access is provided to release arm for manual gate operation in the event of a power outage

### GATE TRACKER™

Reporting output provides operator data to a DKS 1833, 1835, 1837 or 1838 access control system (requires 2358 expansion board)

### ELECTRICAL

Self-adjusting, no maintenance magnetic limits

Auto-close timer (1-23 seconds)

Gate overlap feature for bi-parting (dual) gate operation

Simple connection for secondary operator in bi-parting gate systems

Tamper protect feature

Built-in On / Off switch

Built-in alarm reset switch

Selectable shadow / reverse loop function

Magnetic lock output

Ports for plug-in open and reverse loop detectors (DKS plug-in detectors only)

### MISCELLANEOUS

Environmental: 10°F to 140°F (-12°C to 62°C)

Thermostatically controlled heater kit recommended for colder environments

Shipping weight approximately 100-140 lb (45-63 kg) depending on model and options selected.

Operator requires monitored Type B1 and/or Type B2 entrapment protection devices



Conforms To ANSI/CAN/UL 325:2017 Ed. 7  
Certified To CSA C22.2 #247

## DoorKing® Inc.

Access Control Solutions since 1948



120 S. Glasgow Avenue,  
Inglewood, California 90301 U.S.A.  
Tel: 310-645-0023 FAX: 310-641-1586  
www.doorking.com

© 2020 All Rights Reserved.  
Product specifications may  
change without notice. Rev. 6/20



### MEMBER:



### DISTRIBUTED BY:

